

Apple CarPlay™

QUICK START GUIDE



Available on select models, Apple CarPlay™ seamlessly integrates your iPhone® with your vehicle's MAZDA CONNECT™ display, allowing you to access useful features and apps while staying focused on the road ahead.




BASIC REQUIREMENTS

- To use Apple CarPlay, you'll need an iPhone 5 or above
- For best performance, it is always recommended that you update your iPhone to the latest iOS version
- You'll need an Apple Lightning® to USB cable or a high-quality, certified USB cable
- Siri® must be enabled to use Apple CarPlay

GETTING STARTED

CONNECT YOUR IPHONE

- **Connect an Apple Lightning to USB cable** to your iPhone and the USB port labeled with a smartphone icon 
- MAZDA CONNECT™ will detect your iPhone. If you're a first-time user, **follow the on-screen prompts** to enable Apple CarPlay
- If you're a first-time user, **tap "Allow" on the pop-up notification displayed on your iPhone.** This will allow your vehicle to access Apple CarPlay content on your iPhone without requiring you to unlock your iPhone first



Apple CarPlay™

QUICK START GUIDE




Once a compatible iPhone® is connected to the smartphone-enabled USB port, Apple CarPlay™ will launch automatically. There are also multiple, user-friendly ways to access and get started using Apple CarPlay from the MAZDA CONNECT™ home screen.

ACCESSING APPLE CARPLAY

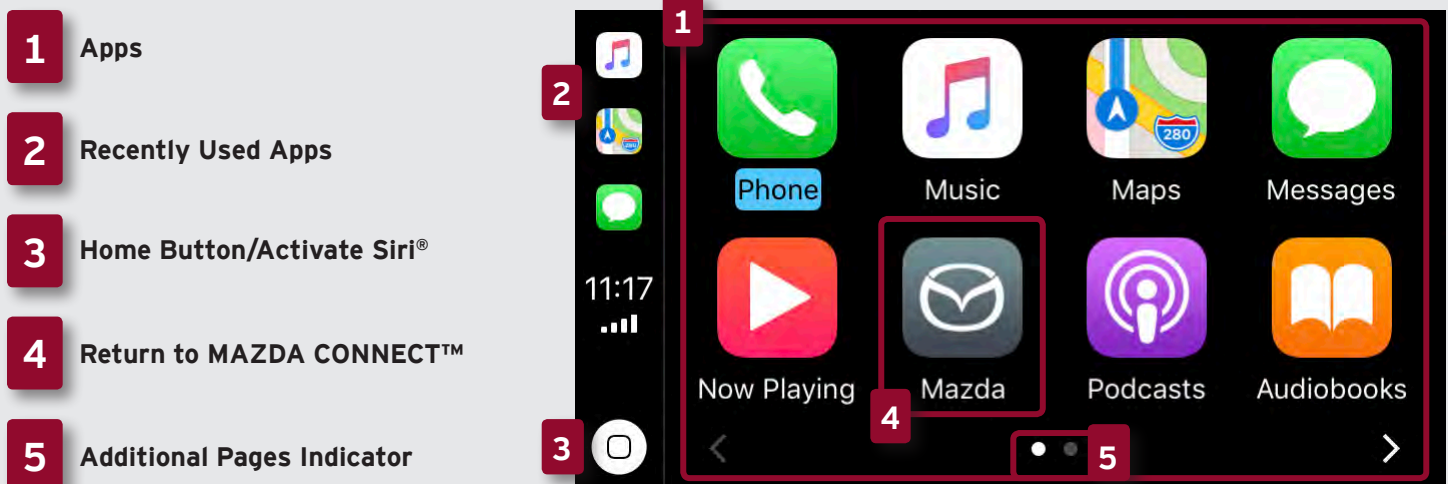


USE THE COMMANDER CONTROL

- Once connected, the easiest way to quickly access Apple CarPlay is to **press and hold the Home button** on the Commander control **1**
- You can also **tilt the Commander knob forward to highlight the Apple CarPlay icon**  in the upper left-hand corner of the MAZDA CONNECT™ home screen. Press down on the knob to select the icon
- Or, on the MAZDA CONNECT™ home screen, rotate the Commander knob to select **"Applications,"** then **select "Apple CarPlay"**

FAMILIAR HOME SCREEN

Apple CarPlay features a user interface that is similar the home screen on your iPhone. This familiar design allows intuitive access to phone, music, maps, messages and more.



Note: Touchscreen functionality is not available at speeds over 5 mph.

CUSTOMIZING THE HOME SCREEN

Much like your iPhone's home screen, you can also rearrange and customize the apps displayed on the Apple CarPlay home screen. On your iPhone, open **Settings**, then tap **General**. In General settings, tap **CarPlay**. Then, tap **Mazda**. Use the Apple CarPlay home screen displayed on your iPhone to rearrange or hide apps.

Apple CarPlay™ QUICK START GUIDE




All Apple CarPlay™ functions can be performed using the multi-function Commander control or Siri® voice commands. Enter a destination, send text messages, make phone calls and more – all without having to pick up your iPhone®.

USING THE COMMANDER CONTROL

Mazda's multi-function Commander control is designed to make interacting with Apple CarPlay's features and functions easy and intuitive. Tilt, rotate or press the Commander knob to navigate through screens, apps and menus.

COMMANDER BUTTON SHORTCUTS

- **Press and hold the Home button** to toggle between Apple CarPlay and MAZDA CONNECT™ screens
- **Press the Home button** to quickly return to the Apple CarPlay home screen from inside Apple CarPlay apps
- **Press the NAV button** to quickly access the Apple Maps screen
- When listening to music via an Apple CarPlay app, **press the Entertainment button** to quickly access the Now Playing screen



USING VOICE COMMANDS AND SIRI

Siri replaces the MAZDA CONNECT™ voice recognition system when a compatible iPhone is connected to the smartphone-enabled USB port. Siri can be used to access many of your iPhone's functions while driving.



ACTIVATING SIRI

- **Press the "Talk" button on the steering wheel** to activate Siri. Then, say your command **1**
- Or, while on any Apple CarPlay screen, rotate the Commander knob to **highlight the white Home button**. Then, **press and hold the knob** to activate Siri

FOR MORE INFORMATION

For more information on Apple CarPlay features and functions, as well as in-depth instructions for using Apple CarPlay, refer to the resources listed below.

- [Apple CarPlay Website](#)
- [Owner's Manual](#)

SAFETY AND LEGAL

Apple, iPhone, Siri, and Lightning are trademarks of Apple Inc., registered in the U.S. and other countries. Apple CarPlay is a trademark of Apple Inc. iOS is a trademark or registered trademark of Cisco in the U.S. and other countries and is used under license.

Use of the Apple CarPlay logo means that a vehicle user interface meets Apple performance standards. Apple is not responsible for the operation of this vehicle or its compliance with safety and regulatory standards. Please note that the use of this product with iPhone, iPod, or iPad may affect wireless performance. Requires compatible iPhone and standard text and data rates apply.

When using Apple CarPlay, please avoid distraction and use Apple CarPlay responsibly. Stay fully aware of driving conditions and always obey applicable laws.